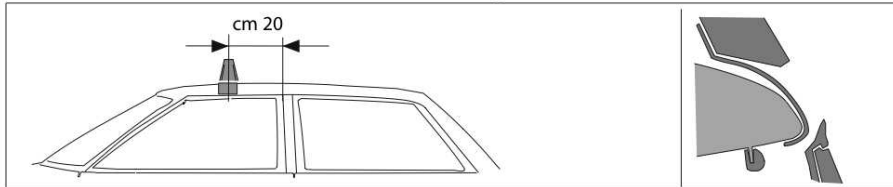


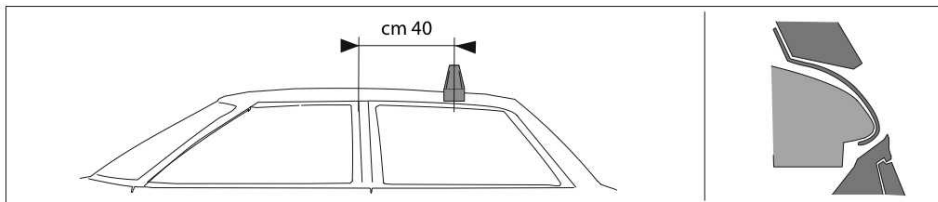
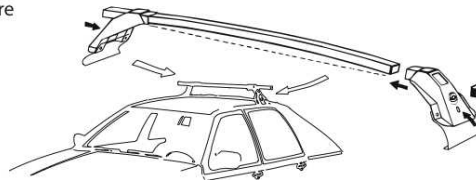
L1115 Seat Leon modello 2005



I- montare la barra anteriore
GB- fit the front bar
E- ajustar la barra frontal



I- montare la barra posteriore
GB- fit the rear bar
E- ajustar la barra trasera



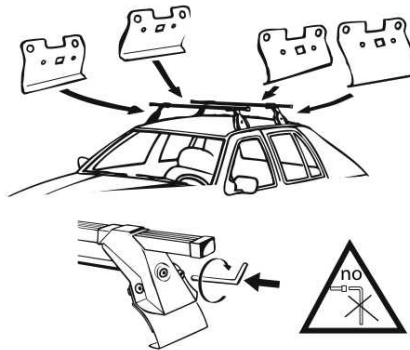
I- Per stringere, usare la chiave come indicato nel disegno. (Non si assumono responsabilità per danni causati dall'impiego di chiavi diverse da quella in dotazione al prodotto).

F- Pour serrer, utiliser la cle comme indique ci dessous.

GB- For tightening, please use the wrench as per the drawing.

D- Zum Anziehen benutzen Sie bitte den Inbusschlüssel, nur wie auf dem Bild dargestellt.

E- Para el correcto ajuste, utilizar la llave fija tal y como se indica en la imagen.



LA PREALPINA srl

INDUSTRIA ACCESSORI AUTO
10040 VOLVERA (Torino) ITALY
Strada Orbassano, 47
tel. 011 985 06 83, Fax 011 985 72 76
<http://www.laprealpina.net>; e-mail: lp@laprealpina.it

05/09/2012
Rev. 1